

Draw with a grid


OBSERVATIONAL DRAWING

Reproduce one of these drawings on the grid (next page). Do square per square and observe closely where to start and finish a line.

Once you have done all the outline tracing, draw more details and shading.

Advanced (ADV): You can use the attached grid template or trace a new one with a graphite pencil. by this you will be able to choose your own scale and to erase the grid once your drawing is done.

** Do not press hard on your tracing then you can easily erase if needed.*



Proudly share
you artworks
#artydaysathome



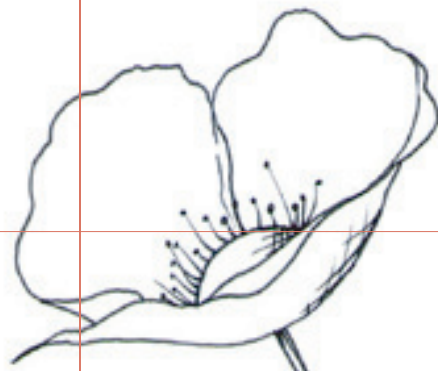
1

2

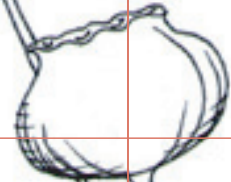
3

4

A



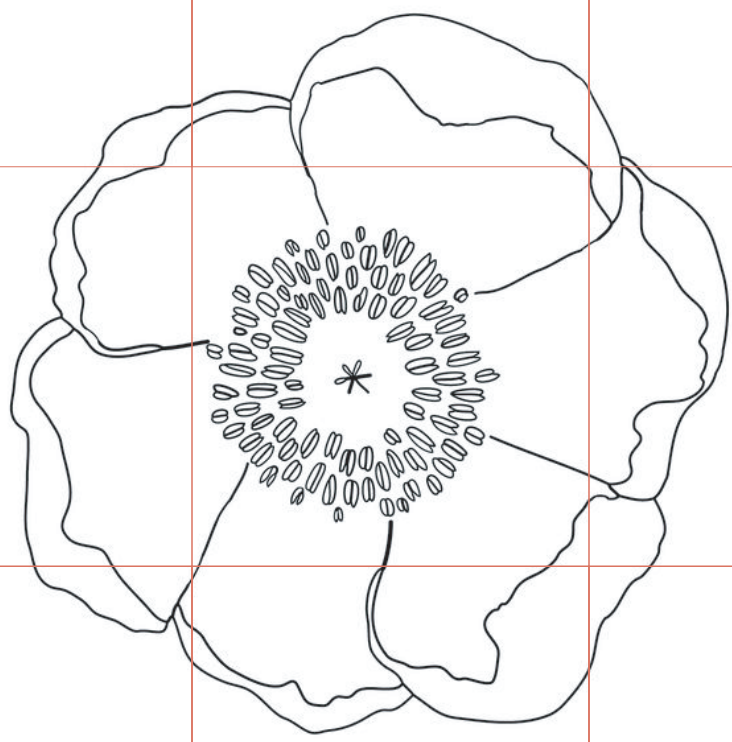
B



C



D



E



F

16



1

2

3

4

A

B

C

D

E

F